

Washing equipment



WWW.ITALCOMSRL.COM



Gigante

MADE IN ITALY

The ultimate h.p. washer

Strong, reliable,
as required by companies
that use h.p. washers daily,
as a work-tool and
in the most difficult
conditions to get
the maximum cleaning
in the least time
and safest environment.
Gigante, the ultimate
h.p. washer ever made.




CE




TUBULAR FRAME SET
Very strong tubular frame
made of fire painted steel



**CLICK-ON
SIDE-COVERS**
Quick and easy maintenance



PUMP EASILY VISIBLE
Industrial pump, 1450 Rpm
easy to access



MOTOR-PUMP DRIVE
Elastic coupling with flange



CONTROL PANEL
Only two switches
• Thermal-magnetic ON/OFF switch
• Thermostat with switch



**ACCESSORIES
HOLDER**



STAINLESS STEEL
Industrial heating system
and water feed tank made
of stainless steel



**HIGH QUALITY
ACCESSORIES**
Very safe and easy to handle,
to protect the operator









HOT WATER



Technical data

Code	Model	Version	Pressure	Flow rate	Temperature	Power	Dimensions (L x P x H) mm	Weight
ZX.2207	1450 150/33	By-pass	150 bar	33 l/min	45 - 60 °C	Hp 12,5 (3x400V-50Hz)	790 x 900 x 1025	Kg. 220
ZX.2209	1450 220/21	By-pass	220 bar	21 l/min	45 - 80 °C	Hp 12,5 (3x400V-50Hz)	790 x 900 x 1025	Kg. 225
ZX.2210	1450 275/18	By-pass	275 bar	18 l/min	45 - 90 °C	Hp 12,5 (3x400V-50Hz)	790 x 900 x 1025	Kg. 235

Optional

	Code	Description	150/33	220/21	275/18
	ZX.0935	H.p. hose R2 3/8" 10m, M22x1,5F-F	●	●	
	ZX.2056	H.p. hose R2 5/16" 10m, M24x1,5F-F			●
	ZX.0936	H.p. hose R2 3/8" 20m, M22x1,5F-F	●	●	
	ZX.2058	H.p. hose R2 5/16" 20m, M24x1,5F-F			●
	CDR.0300	Compensated blue spray gun, 350bar, 30l/min, 160°C, G3/8F-G1/4F	●	●	●
	ZX.7109	Professional lance 1200mm, G1/4M-1/4NPT-F	●	●	
	ZX.7110	Professional lance 1500mm, G1/4M-1/4NPT-F	●	●	
	CDR.0791	Stainless steel straight professional lance 1050mm, G1/4M-1/4NPT-F			●
	C.MEG15045	H.p. nozzle, ang. 15°, flow rate 045, 1/4NPT-M			●
	C.MEG1506	H.p. nozzle, ang. 15°, flow rate 06, 1/4NPT-M		●	
	C.MEG1512	H.p. nozzle, ang. 15°, flow rate 12, 1/4NPT-M	●		
	G.003090006	Rotating nozzle "Turbo" 055, G1/4F			●
	G.003090057	Rotating nozzle "Turbo" 07, G1/4F		●	
	MV.0204006990	Rotating nozzle, 500bar, 12, G1/4F	●		
	ZX.0748	Sandblasting head with 4m PVC hose and stainless steel probe WARNING !!! It is obligatory to mount on the sandblasting head a 15° h.p. nozzle; its flow rate will change according to the pressure and flow rate of the h.p. washer.	●	●	●

60 Hz models are available. Ask for more information.

Data, tables and figures are just indicative. Any changes can be made by the manufacturer without notice.

Technical features

- **Tubular frame set**, made of fire painted steel.
- **Cover** made of thermodynamic polystyrene.
- **Industrial pump** 1450Rpm, with crankshaft, brass head, 3 ceramic plungers. Complete with unloader valve and pressure gauge with glycerine.
- High efficiency **electric motor** 1450Rpm, 50Hz, complete with thermal-magnetic ON / OFF switch and 5m electric cable.
- **Motor-pump drive**, elastic coupling with flange.
- **Shock absorber**.
- **Water inlet tank**, stainless steel.
- **H.p. detergent kit**.
- **Big inlet water filter**.

- **Fuel filter** with water drain valve
- **Fuel tank** equipped with float valve.
- **H.p. hose**, 10m, R2, pressure 400bar, quick coupling.
- **Compensated spray gun**, 350bar, 30l/min, 160°C.
- **Professional lance**, FeCr, length 900mm (800mm in SS for ZX.2210), G1/4M-1/4FPT.
- **Heater** with cover, firebox and internal jacket made of stainless steel.
- **Coil** made of steel, double pipe, 42m.

Standard equipment

- 10m h.p. hose,
- Compensated industrial spray gun
- 900mm professional lance (800mm straight SS lance for ZX.2210)
- 25° high resolution h.p. nozzle.

Stella Maggiore

MADE IN ITALY

The h.p. washer without compromise

Stella Maggiore is designed for heavy-duty continuous use thanks to:

Belt drive: assures a longer life and greater reliability.

Pump 1000 Rpm: for less wear and tear of the pump.

With an advantage of **+50% longer life**, more than any other professional h.p. washer.



TUBULAR FRAME SET

Very strong, thicker nickel steel with chrome plating




EASY MAINTENANCE

Pump easily visible and burner components protected by click-on side cover



PUMP EASILY VISIBLE

1000 Rpm highly professional pump, reliable and long life.
 • Exclusive packing system of water and oil seals.
 • Bronze connecting rods
 less rpm = greater reliability



EXTREMELY SAFE

- Thermal protection valve on the head of the pump
- Heater safety valve
- Electric box IP55



CONTROL PANEL

Extremely easy to use: no electronics or lights, ON / OFF thermal-magnetic switch and a thermostat with switch for hot water



BELT DRIVE

No heat transfer from electric motor to pump. Both last longer



WATER TANK

Made of stainless steel, with float valve, water capacity 7 lt

HOT WATER



Technical data

Code	Model	Version	Pressure	Flow rate	Temperature	Power	Dimensions (W x L x H) mm	Weight
ZX.2213	1000 200/15	By-pass	200 bar	15 l/min	45 - 80 °C	Hp 7,5 (3x400V-50Hz)	570 x 1200 x 860	Kg. 187
ZX.2213/TS	1000 200/15 TS	Total stop	200 bar	15 l/min	45 - 80 °C	Hp 7,5 (3x400V-50Hz)	570 x 1200 x 860	Kg. 188

Optional

Code	Description
 ZN.DC100B3P3P	H.p. hose R2 5/16" 10m, M22x1,5F-F
ZN.DC150B3P3P	H.p. hose R2 5/16" 15m, M22x1,5F-F
ZN.DC200B3P3P	H.p. hose R2 5/16" 20m, M22x1,5F-F
 CDR.7062	Connection for hose, M22x1,5M-M
 CDR.0300	Compensated spray gun, 350bar, 30l/min, 160°C, G3/8F-G1/4F
 ZX.7117	CdR 80 lance 1200mm, G1/4M-1/4NPT-F
ZX.7118	CdR 80 lance 1500mm, G1/4M-1/4NPT-F
 C.MEG15045	H.p. nozzle, ang. 15°, flow rate 045, 1/4NPT-M
 CDR.0539	Professional rotating nozzle 045
 ZX.0520	Sandblasting head 1.6 with 4m PVC hose and probe

60Hz models are available. Ask for more information.

Data, tables and figures are just indicative. Any changes can be made by the manufacturer without notice.

Technical features

- **Tubular frame set**, made of nickel steel with chrome plating.
- **Cover**, made of thermodynamic polystyrene.
- **Industrial pump** 1000Rpm 50Hz, with crankshaft, bronze connecting rods, brass head, 3 ceramic plungers (99,5% alumina), exclusive crankcase water and oil sealing system, high performance stainless steel valves. Complete with unloader valve, pressure gauge with glycerine and thermal protection valve.
- High efficiency **electric motor** 1450Rpm, 50Hz, complete with electric box IP55, ON-OFF thermal-magnetic switch, thermostat with switch and 5m electric cable.
- **Belt drive** between motor and pump (gear ratio 1:1,4),

assures a longer life and greater reliability to the pump.

- **7lt stainless steel water tank** with float valve, high pressure detergent system.
- **Burner** with delayed ignition.
- **20lt fuel tank** with level indicator.
- **H.p. hose** 10m, R2 5/16", 400bar, quick coupling M22F.
- **Compensated spray gun**, 350bar, 30l/min, connections M22x1,5F-G1/4F.
- **CdR lance**, FeCr, length 900mm, G1/4M-1/4FPT.
- **Heater** made of grey painted steel, zinc plated steel internal jacket and stainless steel chimney.
- **Coil** made of steel, double pipe ø20, length 28,50 m.

Standard equipment

- 10 m h.p. hose
- Compensated industrial spray gun
- CdR 80 lance 900mm
- 25° high resolution h.p. nozzle.



MADE IN ITALY

Professional high pressure washer

Stella enables a perfect wash easily, safely and effortlessly. Stella is suitable for companies that use pressure washers continuously.



FRAME
made of paint chromed steel, treated with polyester



PUMP EASILY VISIBLE
Professional pump 1450 Rpm, 50% less maintenance time



THERMAL PROTECTION VALVE
Excellent h.p. pump protection system for by-pass h.p. washers



CONTROL PANEL
Only two switches
• Thermal-magnetic ON/OFF switch
• Thermostat with switch



FUEL FILTER TO STOP CONDENSATION



SAFETY VALVE ON HEATER OUTLET
Protection system for heaters



CLICK-ON SIDE-COVERS
Quick and easy burner maintenance



H.P. HOSE WITH SWIVEL CONNECTIONS
For greater handiness











COMFORT LINE SWIVEL ACCESSORIES
When working helps health

Technical data

Code	Model	Version	Pressure	Flow rate	Temperature	Power	Dimensions (W x L x H) mm	Weight
ZX.2133	1450 150/15	By-pass	150 bar	15 l/min	45 - 80 °C	Hp 5,5 (3x400V-50Hz)	570 x 790 x 860	Kg. 136
ZX.2133/TS	1450 150/15 TS	Total Stop	150 bar	15 l/min	45 - 80 °C	Hp 5,5 (3x400V-50Hz)	570 x 790 x 860	Kg. 137
ZX.2134	1450 200/15	By-pass	200 bar	15 l/min	45 - 80 °C	Hp 7,5 (3x400V-50Hz)	570 x 790 x 860	Kg. 149
ZX.2134/TS	1450 200/15 TS	Total Stop	200 bar	15 l/min	45 - 80 °C	Hp 7,5 (3x400V-50Hz)	570 x 790 x 860	Kg. 150
ZX.2146	1450 150/21	By-pass	150 bar	21 l/min	45 - 65 °C	Hp 7,5 (3x400V-50Hz)	570 x 790 x 860	Kg. 147
ZX.2146/TS	1450 150/21 TS	Total Stop	150 bar	21 l/min	45 - 65 °C	Hp 7,5 (3x400V-50Hz)	570 x 790 x 860	Kg. 148

Optional

Code	Description	150/15	200/15	150/21
 ZX.2143	Low pressure detergent kit complete with: l.p. adjustable detergent injector, l.p. nozzle, 5 l tank for detergent and chrome plated steel tank-rack	•	•	•
 ZX.2126	High pressure detergent kit complete with: stainless steel water tank with float valve and connecting hose, detergent flow regulator, 5 l tank for detergent and chrome plated steel tank-rack	•	•	•
 ZN.CC100B8Z3P	H.p. hose R1 5/16" 315bar, 10m, M22x1,5F-F swivel	•	•	•
ZN.CC150B8Z3P	H.p. hose R1 5/16" 315bar, 15m, M22x1,5F-F swivel	•	•	•
ZN.CC200B8Z3P	H.p. hose R1 5/16" 315bar, 20m, M22x1,5F-F swivel	•	•	•
 CDR.7062	Connection for hose, M22x1,5M-M	•	•	•
 ZX.1413	RED 50 spray gun, M22x1,5M-Female swivel quick coupling	•	•	•
 ZX.1172	CdR 80 lance 1200mm, inlet Male swivel quick coupling, outlet G1/4M	•	•	•
ZX.1173	CdR 80 lance 1500mm, inlet Male swivel quick coupling, outlet G1/4M	•	•	•
 ZX.1272-900	CdR 80 lance, 900mm, with rotating nozzle flow rate 045		•	
ZX.1273-900	CdR 80 lance, 900mm, with rotating nozzle flow rate 050	•		
ZX.1274-900	CdR 80 lance, 900mm, with rotating nozzle flow rate 070			•
 ZX.1283-900	CdR 80 lance, 900mm, with sand blast nozzle flow rate 050	•	•	
ZX.1285-900	CdR 80 lance, 900mm, with sand blast nozzle flow rate 075			•

60 Hz models are available. Ask for more information.

Data, tables and figures are just indicative. Any changes can be made by the manufacturer without notice.

Technical features

- **Tubular frame set**, made of chromed steel, treated with polyester
- **Cover**, made of thermodynamic polystyrene.
- **Professional pump** 1450 Rpm, with crankshaft, brass head, 3 ceramic plungers. Complete with bolt unloader valve, thermal protection valve and pressure gauge with glycerine.
- **Electric motor** 1450 Rpm 50Hz, complete with electric box IP55, ON-OFF thermal-magnetic switch, thermostat with switch and 5 m electric cable.
- **H.p. hose** 8 m, R1 5/16", pressure 315 bar, quick coupling M22x1,5F-M22x1,5F swivel.

- **Spray gun** RED 50, inlet M22x1,5M, outlet female swivel quick coupling.
- **Lance**, CdR 80, length 900 mm, complete with male swivel quick coupling.
- **Heater** made of grey painted steel, zinc plated steel internal jacket and stainless steel chimney.
- **Burner** with delayed ignition.
- **Coil** made of steel, double spiral pipe ø20, length 28,50m.

Standard equipment

- 8 m high pressure hose with swivel ball quick coupling
- Professional spray gun with swivel ball quick coupling female
- 900 mm lance with swivel ball quick coupling male
- 25° high resolution nozzle with quick connection

Principessa

MADE IN ITALY

The H.P. washer for small business and the self-employed

Principessa enables a perfect wash easily, safely and effortlessly. Principessa is suitable for companies that use pressure washers for up to 2 hours continuously.



CE



COMPACT PRESSURE WASHER

Easy to use and to move



TUBULAR FRAME SET

More convenient and stronger



PUMP EASILY VISIBLE

Strong pump 2800 Rpm, 50% less maintenance time



CONTROL PANEL

Only two switches
- Thermal-magnetic ON / OFF switch
- Thermostat with switch



PROFESSIONAL FUEL PUMP

Driven by the burner motor



QUICK CONNECTION

Between lance and nozzle: highly practical

HOT WATER



Technical data

Code	Model	Version	Pressure	Flow rate	Temperature	Power	Dimensions (W x L x H) mm	Weight
ZX.2170	P 130/9	By-pass	130 bar	9 l/min	45 - 90 °C	Hp 3 (1 x 240V)	370 x 780 x 770	kg. 90
ZX.2170/TS	P 130/9 TS	Total-stop	130 bar	9 l/min	45 - 90 °C	Hp 3 (1 x 240V)	370 x 780 x 770	kg. 90
ZX.2171	P 170/11	By-pass	170 bar	11 l/min	45 - 80 °C	Hp 4 (3 x 400V)	370 x 780 x 770	kg. 90
ZX.2171/TS	P 170/11 TS	Total-stop	170 bar	11 l/min	45 - 80 °C	Hp 4 (3 x 400V)	370 x 780 x 770	kg. 90

OPTIONAL

	Codice	Description	P 130/9		P 170/11	
			by-pass	total stop	by-pass	total stop
	ZX.2183	L.p. detergent kit complete with: l.p. adjustable detergent injector, l.p. nozzle	•	•	•	•
	ZX.2184	Set quick nozzles (0°-15°-40°) for P 130/9	•	•		
	ZX.2185	Set quick nozzles (0°-15°-40°) for P 170/11			•	•
	ZN.CC100B3P3P	H.p hose R1 5/16" 10m, M22x1,5F-F	•	•	•	•
	ZN.CC200B3P3P	H.p hose R1 5/16" 20m, M22x1,5F-F	•	•	•	•
	P.26.0055.00	Connection for hose, M22x1,5M-M	•	•	•	•
	ZX.7102	CdR 90 spray gun with extension, M22x1,5M-F	•	•	•	•
	ZX.0177	Extension lance 900mm, inlet M22x1,5M	•	•	•	•
	ZX.0178	Extension lance 1200mm, inlet M22x1,5M	•	•	•	•
	ZX.0307	Rotating nozzle 035, with quick coupling			•	•
	ZX.0629	Rotating nozzle 04, with quick coupling	•	•		
	ZX.0306	Sandblasting kit 1.4, with quick coupling	•	•	•	•

60Hz models are available. Ask for more information.

Data, tables and figures are just indicative. Any change can be made by the manufacturer without notice.

Technical features

- **Tubular frame set**, made of chromed steel.
- **Cover**, made of thermodynamic polystyrene.
- **Axial pump** 2800 Rpm, brass head, 3 steel/ceramic plungers. Complete with bolt unloader valve, thermal protection valve and pressure gauge with glycerine.
- **Electric motor** 2800 Rpm 50Hz, complete with electric box IP55, ON-OFF thermal-magnetic switch, thermostat with switch and 5 m electric cable.
- **H.p. hose** 8 m, R1 1/4", pressure 210 bar, quick coupling M22x1,5F.
- **Spray gun**, CdR 90 with extension, length 400 mm, pressure 280 bar.

- **Extension lance**, made of FeCr, length 580 mm, complete with ball quick coupling.
- **Heater** black painted with 3mm base.
- **Professional fuel pump** driven by the burner motor.
- **Coil** made of steel, double spiral pipe ø17, length 21 m.

Standard equipment

- 8 m h.p. hose
- gun with extension
- extension lance
- with one 25° quick h.p. nozzle.

Technical data

Code	Model	Version	Pressure	Flow rate	Power	Dimensions (W x L x H) mm	Weight
ZX.2314	FREDDO 1450 150/15	By-pass	150 bar	15 l/min	Hp 5,5 (3x400V-50Hz)	530 x 450 x 350	Kg. 54
ZX.2314-TS	FREDDO 1450 150/15 TS	Total stop	150 bar	15 l/min	Hp 5,5 (3x400V-50Hz)	530 x 450 x 350	Kg. 56
ZX.2315	FREDDO 1450 150/21	By-pass	150 bar	21 l/min	Hp 7,5 (3x400V-50Hz)	530 x 450 x 370	Kg. 67,5
ZX.2315-TS	FREDDO 1450 150/21 TS	Total stop	150 bar	21 l/min	Hp 7,5 (3x400V-50Hz)	530 x 450 x 370	Kg. 70
ZX.2316	FREDDO 1450 200/15	By-pass	200 bar	15 l/min	Hp 7,5 (3x400V-50Hz)	530 x 450 x 370	Kg. 67,5
ZX.2316-TS	FREDDO 1450 200/15 TS	Total stop	200 bar	15 l/min	Hp 7,5 (3x400V-50Hz)	530 x 450 x 370	Kg. 70

60 Hz models are available. Ask for more information.

Data, tables and figures are just indicative. Any changes can be made by the manufacturer without notice.

Singolo

The perfect solution for car wash

“Singolo”

lets you optimize the cleaning system.

It enables you to achieve perfect cleaning, easily, quickly and economically.

“Singolo”

is the answer for companies which look for higher quality in the cleaning system, while reducing costs and time involved.

It is the perfect solution for car wash.

TRI.0009

H.p. pipe, made of stainless steel AISI 304, Ø14x2 mm, 3 m section

MADE IN ITALY

ZX.0514-C3

Anti-vibration SS stirrups, for pipe Ø14, complete with SS fixing screws

RR.TN9214SR38

Start compression fitting, made of zinc plated steel, 3/8 M-Ø14 mm

ZN.CC007X1Z8P

Connection h.p. hose, from module to h.p. pipe line, R1 5/16", G 3/8" F-F 90°, 700 mm



CE

Technical features

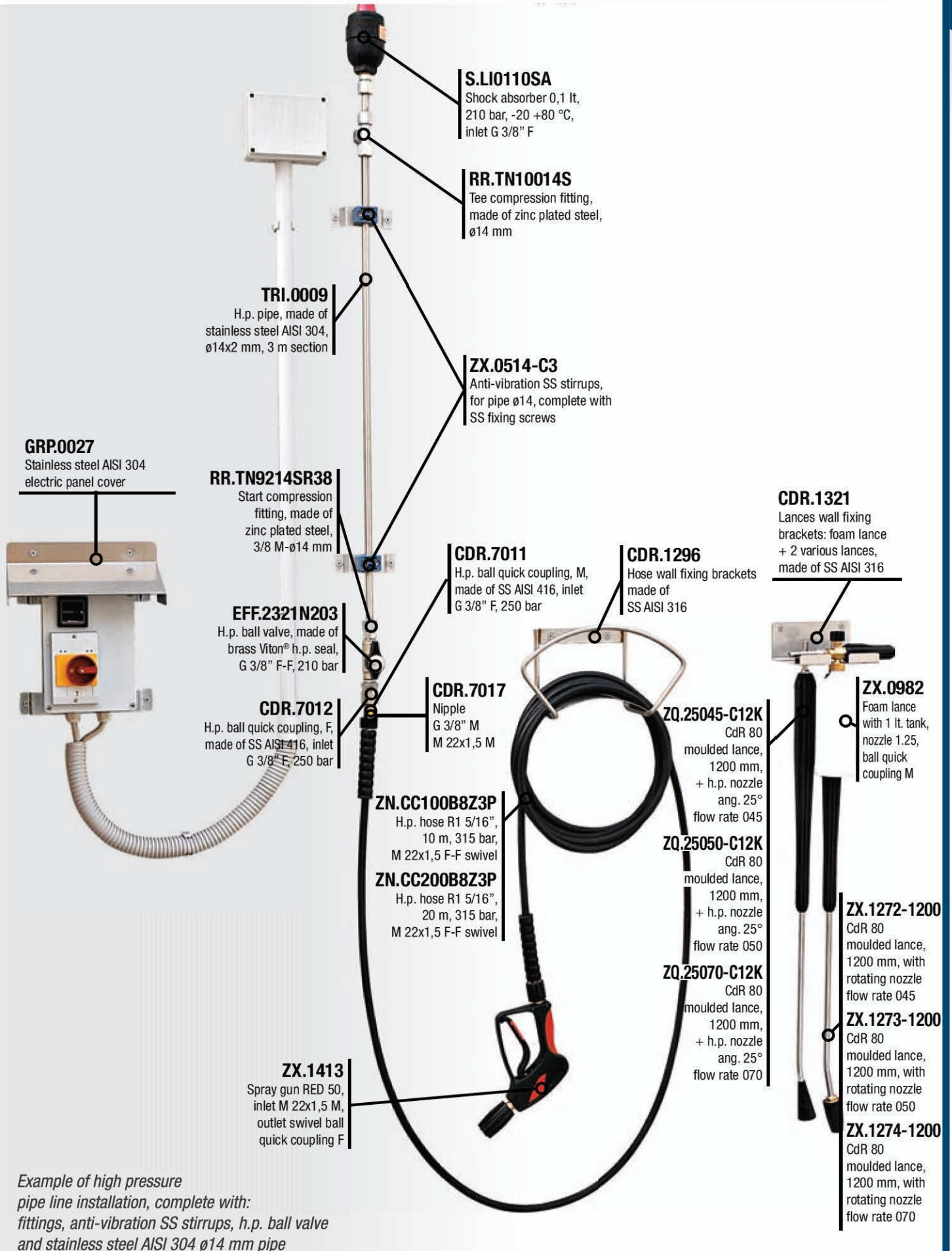
- **Cover**, made of stainless steel AISI 304.
- **Professional pump set**, with crankshaft, brass head, 3 ceramic plungers. Complete with bolt unloader valve and gauge with glycerine.
- **Shock absorber**, to reduce vibrations of the motor-pump group.
- **“Y” inlet water filter** made of brass.
- **Electric motor set**, 50Hz, complete with ON-OFF thermal-magnetic switch.
- **Wall switch**, ON-OFF, connected to Singolo by 10 m electric cable and connected to electric source by 3 m electric cable.
- **H.p. hose** 8 m, R1 5/16", pressure 315 bar,

- quick coupling M22x1,5F-M22x1,5F swivel.
- **Spray gun** RED 50, inlet M22x1,5M, outlet female swivel quick coupling.
- **Lance**, Cd 80, length 900 mm, complete with male swivel quick coupling.
- **25° h.p. nozzle**.

Standard equipment

- 10 m high pressure hose with swivel ball quick coupling
- Professional spray gun with swivel ball quick coupling female
- 900 mm lance with swivel ball quick coupling male
- 25° high resolution nozzle.

COLD WATER



Example of high pressure pipe line installation, complete with: fittings, anti-vibration SS stirrups, h.p. ball valve and stainless steel AISI 304 ø14 mm pipe

Roccia

MADE IN ITALY

Industrial h.p. washer for heavy industries

"Roccia" is the answer for those companies which require to do heavy, tough jobs, and for these reasons need:

Power: to clean, to scrape and to sandblast.

Reliability: for short and long periods.

Safety: for the operator and for the machine.

Economical: in terms of time and money.

Roccia is the ideal solution for shipyards, road yards, mining industries, etc.



CE



TUBULAR FRAME SET
Robust, thicker nickel steel
with chrome plating



INDUSTRIAL PUMP
1450 Rpm powerful and
reliable for hard work



ELECTRIC MOTOR
1450 Rpm exclusive double
flange motor which contains
the elastic coupling



CONTROL PANEL equipped with:
• Star-Delta starting device
• ON-OFF general switch
• Emergency stop button



MOTOR-PUMP DRIVE
Elastic coupling contained in
the electric motor flange



WATER TANK
Made of stainless steel, with
brass recycling float valve, 30 lt
capacity, with unloader valve



ACCESSORIES
Suitable to the importance
of the machine



PACKAGING
"Roccia", is supplied in a
fumigated wooden crate










COLD WATER



Technical data

Code	Model	Version	Pressure	Flow rate	Power	Dimensions (W x L x H) mm	Weight
ZX.2235	350/21	By-pass	350 bar	21 l/min	Hp 20 (3x400V-50Hz)	730 x 1200 x 850	Kg. 270
ZX.2250	500/16	By-pass	500 bar	16 l/min	Hp 20 (3x400V-50Hz)	730 x 1200 x 850	Kg. 280

Optional

	Code	Description	350/21	500/16
	ZN.FC200B2D2D	H.p. hose R2 3/8" 20m, 500bar, G3/8"F-F	●	●
	CDR.0300	Compensated blue spray gun, 350bar, 30l/min, 160°C, G3/8F-G1/4F	●	
	CDR.0311	Industrial compensated spray gun, 500bar, 80l/min, 100°C, G1/2F-F	●	●
	CDR.0790	Stainless steel professional lance 800mm, G1/4M-1/4NPT-F	●	
	CDR.0402	Shoulder rest, 300mm, connection M18x1,5M, for spray gun CDR.0311	●	●
	CDR.0392	Stainless steel professional lance, 800mm, 500bar, G1/2M-1/4NPT-F	●	●
	CDR.0393	Stainless steel professional lance, 1250mm, 500bar, G1/2M-1/4NPT-F	●	●
	CDR.500-1503	H.p. nozzle, 500bar, 15-030, 1/4NPT-M		●
	CDR.500-1505	H.p. nozzle, 500bar, 15-05, 1/4NPT-M	●	
	ZX.1247	Super professional rotating nozzle 030, 500bar, 90°C, G1/4M		●
	ZX.1126	Super professional rotating nozzle 05, 500bar, 90°C, G1/4M	●	
	ZX.0748	Sandblasting head with 4m PVC hose and stainless steel probe WARNING !!! It is obligatory to mount on the sandblasting head a 15° h.p. nozzle; its flow rate will change according to the pressure and flow rate of the h.p. washer.	●	●

60 Hz models are available. Ask for more information.

Data, tables and figures are just indicative. Any changes can be made by the manufacturer without notice.

Technical features

- **Tubular frame set**, made of nickel steel with chrome plating.
- **Industrial pump** 1450Rpm, with crankshaft, bronze connecting rods, forged brass head for 350bar and SS for 500bar, 3 ceramic plungers, SS valves, "U" section water seals with anti-extrusion ring. Complete with unloader valve, safety valve and gauge with glycerine.
- **Electric motor** 1450 Rpm 50Hz three-phase, with exclusive double flange system, one to fix the pump and one which contains the elastic coupling, it is complete with electric box IP55.
- **Control panel** with Star-Delta starting device, complete with ON-OFF general switch, emergency stop button and 5m electric cable.
- **Motor-pump drive**, with elastic coupling contained

- in the electric motor flange.
- **Inlet water filter**, made of SS AISI 316 with 10" filter cartridge.
- **Water tank**, made of stainless steel, 30lt capacity with brass float valve and by-pass recycling.
- **H.p. hose**, 10m, R2 3/8", 500bar, connections G3/8"F-F.
- **Compensated spray gun**, 350bar, 30l/min, connections G3/8"F-G1/4"F, for **350/21**.
- **Industrial compensated spray gun**, made of brass and SS, 500bar, 80l/min, G1/2"F-F, for **500/16**.
- **Professional lance**, made of SS (straight), length 1050mm, for **350/21**.
- **Professional lance**, made of SS (straight), length 1200mm for **500/16**.
- **H.p. nozzle** 25° high resolution.

Standard equipment

- 10 m h.p. hose
- Industrial compensated spray gun
- Stainless steel professional lance and 25° h.p. nozzle.



LIBERA

MADE IN ITALY

Industrial high pressure washer

Libera enables powerful high quality washing. It is designed for heavy duty use.



CE



TUBULAR FRAME SET
Robust, thicker nickel steel
with chrome plating



INDUSTRIAL PUMP
1450 Rpm High performance
and reliability




CONTROL PANEL
only one ON/OFF switch



**ACCESSORIES
HOLDER**



EYE BOLTS
allows the machine to be
moved easily in the yard.









**HIGH QUALITY
ACCESSORIES**
Very safe and easy to handle,
to protect the operator

COLD WATER

Technical data

Code	Model	Version	Motor-pump drive	Control panel	Pressure	Flow rate	Power	Dimensions (W x L x H) mm	Weight
ZX.2268	1450 250/15	by-pass	Direct	ON / OFF	250 bar	15 l/min	10 Hp (3x400 V-50 Hz)	850 x 620 x 960	kg 120
ZX.2269	1450 180/33	by-pass	Direct	ON / OFF	180 bar	33 l/min	15 Hp (3x400 V-50 Hz)	850 x 620 x 960	kg 130
ZX.2270	1450 300/18	by-pass	Direct	ON / OFF	300 bar	18 l/min	15 Hp (3x400 V-50 Hz)	850 x 620 x 960	kg 130

Optional

Code	Description	250/15	180/33	300/18
	ZN.EC100B2D2D H.p. hose R2 3/8" 10m, G 3/8" F-F		•	
	ZN.DC100B1Z1Z H.p. hose R2 5/16" 10m, G 3/8" F-F	•		•
	ZN.EC200B2D2D H.p. hose R2 3/8" 20m, G 3/8" F-F		•	
	ZN.DC200B1Z1Z H.p. hose R2 5/16" 20m, G 3/8" F-F	•		•
	VN.N138 H.p. nipples connection G 3/8" M-M	•	•	•
	ZX.1418 Inlet water filter kit 10" complete with: 10" filter with transparent glass, cleanable filter cartridge 50 mcrcs and connection h.p. hose	•	•	•
	ZX.1419 Inlet water filter kit 10" complete with: 10" filter with transparent glass, Polypropylene thread filter cartridge 5 and 1 mcr, connection h.p. hose	•	•	•
	ZX.1420 Painted hose reel kit complete with: chromed bracket, painted hose reel and connection h.p. hose (WITHOUT H.P. HOSE)	•		•
	ZX.1421		•	
	G.003090049 Rotating nozzle "Turbo", flow rate 045, G1/4F	•		
	G.003090006 Rotating nozzle "Turbo", flow rate 055, G1/4F			•
	MV.0204006990 Professional rotating nozzle, flow rate 12, G1/4F		•	
	ZX.0748-045 Sandblasting head with 4m PVC hose and h.p. nozzle 15° 045	•		•
	ZX.0748-12 Sandblasting head with 4m PVC hose and h.p. nozzle 15° 12		•	

60 Hz models are available. Ask for more information.

Data, tables and figures are just indicative. Any changes can be made by the manufacturer without notice.

Technical features

- **Tubular frame set**, made of steel with chrome plating.
- **Cover**, made of painted steel
- **Industrial Pump set**, 1450Rpm, with crankshaft, brass head, 3 ceramic plungers, unloader valve and gauge with glycerine
- **Electric motor** 1450 Rpm 50Hz three-phase complete with electric box IP55
- **Control panel** ON / OFF switch
- **Motor-pump direct drive**
- **H.p. hose** R2 400bar 10m, G 3/8" F-F
- **Spray gun**, RED 50, pressure 310bar, 40l/min, 160°C inlet G 3/8" M
- **Professional lance**, CdR 80, length 900mm
- High performance **h.p. nozzle**, angle 25°

Standard equipment

- 10m h.p. hose,
- Professional spray gun
- Professional lance 900mm
- High performance nozzle, angle 25°

MADE IN ITALY

Professional high pressure washer

Idro 1450 enables a perfect wash easily, safely and effortlessly. Idro 1450 is suitable for companies that require intensive use of a high pressure washer.




FRAME
made of paint chromed steel, treated with polyester



PUMP EASILY VISIBLE
Professional 1450 Rpm, 50% less maintenance time



CONTROL PANEL
Safe: IP55 certified
Simple: only one switch



H.P. HOSE WITH SWIVEL CONNECTIONS
For greater hendiness



COMFORT LINE SWIVEL ACCESSORIES
When working helps health



5 QUICK COUPLING NOZZLES FOR EVERY KIND OF WASH
Very high quality washing in 25% less time









QUICK CONNECTION
Between lance and nozzle: highly practical

Technical data

Code	Model	Version	Pressure	Flow rate	Power	Dimensions (W x L x H) mm	Weight
ZX.2097	1450 200/15 F	By-pass	200 bar	15 l/min	Hp 7,5 (3x400V-50Hz)	650 x 510 x 950	Kg. 66
ZX.2097/TS	1450 200/15 F TS	Total stop	200 bar	15 l/min	Hp 7,5 (3x400V-50Hz)	650 x 510 x 950	Kg. 68
ZX.2098	1450 150/21 F	By-pass	150 bar	21 l/min	Hp 7,5 (3x400V-50Hz)	650 x 510 x 950	Kg. 66
ZX.2098/TS	1450 150/21 F TS	Total stop	150 bar	21 l/min	Hp 7,5 (3x400V-50Hz)	650 x 510 x 950	Kg. 68

Optional

	Code	Description	200/15	150/21
	ZN.CC100B8Z3P	H.p. hose R1 5/16", 315 bar, 10 m, M22x1,5F-F swivel	●	●
	ZN.CC150B8Z3P	H.p. hose R1 5/16", 315 bar, 15 m, M22x1,5F-F swivel	●	●
	ZN.CC200B8Z3P	H.p. hose R1 5/16", 315 bar, 20 m, M22x1,5F-F swivel	●	●
	CDR.7062	Connection for hoses M22x1,5M-M	●	●
	ZX.1413	RED 50 spray gun, M22x1,5M-female swivel quick coupling	●	●
	ZU.C9K	CdR 80 lance 900mm, inlet male swivel quick coupling, outlet female ball quick coupling	●	●
	ZU.C12K	CdR 80 lance 1200mm, inlet male swivel quick coupling, outlet female ball quick coupling	●	●
	ZX.0180	Rotating nozzle 045, with male ball quick coupling	●	
	ZX.0182	Rotating nozzle 070, with male ball quick coupling		●
	ZX.0183	Sandblasting kit 050, with male ball quick coupling	●	
	ZX.0184	Sandblasting kit 075, with male ball quick coupling		●

60 Hz models are available. Ask for more information.

Data, tables and figures are just indicative. Any changes can be made by the manufacturer without notice.

Technical features

- **Frame set**, made of chromed steel.
- **Cover**, made of thermodynamic polystyrene.
- **Professional pump set**, 1450 Rpm, with crankshaft, brass head, 3 ceramic plungers. Complete with bolt unloader valve, detergent injector and gauge with glycerine.
- **Electric motor set**, 1450 Rpm 50Hz, complete with ON-OFF thermal-magnetic switch and 5m cable.
- **H.p. hose** 8 m, R1 5/16", pressure 315 bar, quick coupling M22x1,5F-M22x1,5F swivel.
- **Spray gun** RED 50 with female swivel ball quick coupling.

- **Lance** CdR 80, length 900 mm, inlet male swivel ball quick coupling, outlet female ball quick coupling.

Standard equipment

- 8 m high pressure hose with swivel ball quick coupling
- Professional spray gun with female swivel ball quick coupling
- 900 mm lance with male swivel ball quick coupling
- L.p. detergent injector kit
- 5 quick nozzles (detergent, 0°-15°-25°-40°).

Coccinella

MADE IN ITALY

Portable high pressure washer

Coccinella enables a perfect wash easily, safely and effortlessly. Coccinella is suitable for companies that require medium-intensive use of a high pressure washer (4 hours continuous use).



FRAME
made of paint chromed steel,
treated with polyester



PUMP EASILY VISIBLE
Professional 1450 Rpm
50% less maintenance time



HANDLE
Easy to disassemble



**COVER LIKE A
"LADYBIRD"**



CONTROL PANEL
Safe: IP55 certified
Simple: only one switch



**H.P. HOSE WITH
SWIVEL CONNECTIONS**
For greater hendiness



**COMFORT LINE
SWIVEL ACCESSORIES**
When working helps health



**5 QUICK COUPLING NOZZLES
FOR EVERY KIND OF WASH**
Very high quality washing
in 25% less time










**QUICK
CONNECTION**
Between lance and nozzle:
highly practical



Technical data

Code	Model	Version	Pressure	Flow rate	Power	Dimensions (W x L x H) mm	Weight
ZX.2094	1450 100/11 F	By-pass	100 bar	11 l/min	Hp 3 (1x240V-50Hz)	440 x 667 x 950	Kg. 44
ZX.2094/TS	1450 100/11 F TS	Total stop	100 bar	11 l/min	Hp 3 (1x240V-50Hz)	440 x 667 x 950	Kg. 46
ZX.2095	1450 150/15 F	By-pass	150 bar	15 l/min	Hp 5,5 (3x400V-50Hz)	440 x 667 x 950	Kg. 49
ZX.2095/TS	1450 150/15 F TS	Total stop	150 bar	15 l/min	Hp 5,5 (3x400V-50Hz)	440 x 667 x 950	Kg. 51

Optional

	Code	Description	100/11	150/15
	ZX.2127	Hose reel kit (hose reel + connection kit)	●	●
	ZN.CC100B8Z3P	H.p. hose R1 5/16", 315 bar, 10 m, M22x1,5F-F swivel	●	●
	ZN.CC150B8Z3P	H.p. hose R1 5/16", 315 bar, 15 m, M22x1,5F-F swivel	●	●
	ZN.CC200B8Z3P	H.p. hose R1 5/16", 315 bar, 20 m, M22x1,5F-F swivel	●	●
	CDR.7062	Connection for hoses M22x1,5M-M	●	●
	ZX.1413	RED 50 spray gun, M22x1,5M-Female swivel quick coupling	●	●
	ZU.C9K	CdR 80 lance 900mm, inlet male swivel quick coupling, outlet Female ball quick coupling	●	●
	ZU.C12K	CdR 80 lance 1200mm, inlet male swivel quick coupling, outlet Female ball quick coupling	●	●
	ZX.0180	Rotating nozzle 045, with male ball quick coupling	●	
	ZX.0181	Rotating nozzle 055, with male ball quick coupling		●
	ZX.0183	Sandblasting kit 050, with male ball quick coupling	●	●

60 Hz models are available. Ask for more information.

Data, tables and figures are just indicative. Any changes can be made by the manufacturer without notice.

Technical features

- **Frame set**, made of chromed steel, treated with polyester.
- **Cover**, made of thermodynamic polystyrene.
- **Professional pump set**, 1450 Rpm, with crankshaft, brass head, 3 ceramic plungers. Complete with bolt unloader valve, detergent injector and gauge with glycerine.
- **Electric motor set**, 1450 Rpm 50Hz, complete with ON-OFF thermal-magnetic switch and 5m cable.
- **H.p. hose** 8 m, R1 5/16", pressure 315 bar, quick coupling M22x1,5F-M22x1,5F swivel.
- **Spray gun** RED 50 with female swivel ball quick coupling.

- **Lance** CdR 80, length 900 mm, inlet male swivel ball quick coupling, outlet Female ball quick coupling.

Standard equipment

- 8 m high pressure hose with swivel ball quick coupling
- Professional spray gun with Female swivel ball quick coupling
- 900 mm lance with swivel ball quick couplings
- L.p. detergent injector kit
- 5 quick nozzles (detergent, 0°-15°-25°-40°).



MADE IN ITALY

Autonomous high pressure washer

Idro P
enables you to wash
in a powerful
and effective way,
even without
power sources.
It has been designed
for heavy duty use.



CE



FRAME
made of paint chromed steel,
treated with polyester



PUMP EASILY VISIBLE
Professional 3400 Rpm
50% less maintenance time



PETROL MOTOR
High quality
and extreme reliability



**AUTOMATIC RPM
REGULATOR**
As standard



**H.P. HOSE WITH
SWIVEL CONNECTIONS**
For greater hendiness



**COMFORT LINE
SWIVEL ACCESSORIES**
When working helps health



**5 QUICK COUPLING NOZZLES
FOR EVERY KIND OF WASH**
Very high quality washing
in 25% less time



**QUICK
CONNECTION**
Between lance and nozzle:
highly practical

Technical data

Code	Model	Version	Pressure	Flow rate	Power	Dimensions (W x L x H) mm	Weight
ZX.2282	IDRO P.	By-pass	190 bar	15 l/min	9 Hp	700 x 550 x 950	Kg 52

Optional

	Code	Description
	ZN.CC100B8Z3P	H.p. hose R1 5/16", 315 bar, 10 m, M22x1,5F-F swivel
	ZN.CC150B8Z3P	H.p. hose R1 5/16", 315 bar, 15 m, M22x1,5F-F swivel
	ZN.CC200B8Z3P	H.p. hose R1 5/16", 315 bar, 20 m, M22x1,5F-F swivel
	CDR.7062	Connection for hoses M22x1,5M-M
	ZX.1413	RED 50 spray gun, M22x1,5M-female swivel quick coupling
	ZU.C9K	CdR 80 lance 900mm, inlet male swivel quick coupling, outlet Female ball quick coupling
	ZU.C12K	CdR 80 lance 1200mm, inlet male swivel quick coupling, outlet Female ball quick coupling
	ZX.0629	Rotating nozzle 040, with male ball quick coupling
	ZX.1494	Sandblasting kit 1,4, with male ball quick coupling

60 Hz models are available. Ask for more information.

Data, tables and figures are just indicative. Any changes can be made by the manufacturer without notice.

Technical features

- **Tubular frame set**, made of chromed steel.
- **Professional pump set**, 3400 Rpm, with crankshaft, brass head, 3 ceramic plungers. Complete with bolt unloader valve, detergent injector and gauge with glycerine.
- **Petrol motor**, Robin-Subaru 3400 Rpm 9Hp, complete with self-winding pull start and automatic rpm regulator.
- **H.p. hose** 8 m, R1 5/16", pressure 315 bar, quick coupling M22x1,5F-M22x1,5F swivel.
- **Spray gun** RED 50 with female swivel ball quick coupling.
- **Lance** CdR 80, length 900 mm, inlet male swivel ball quick coupling, outlet female ball quick coupling.

Standard equipment

- 8 m high pressure hose with swivel ball quick coupling
- Professional spray gun with female swivel ball quick coupling
- 900 mm lance with male swivel ball quick coupling
- L.p. detergent injector kit
- 5 quick nozzles (detergent, 0°-15°-25°-40°).

Technical data

Code	Model	Version	Pressure	Flow rate	Power	Weight
ZX.1040	1450 100/11 F	By-pass	110 bar	11 l/min	Hp 3 (1x240V-50Hz)	Kg. 33,7
ZX.1040/TS	1450 100/11 F TS	Total stop	110 bar	11 l/min	Hp 3 (1x240V-50Hz)	Kg. 34,5
ZX.1042	1450 150/15 F	By-pass	150 bar	15 l/min	Hp 5,5 (3x400V-50Hz)	Kg. 36,8
ZX.1042/TS	1450 150/15 F TS	Total stop	150 bar	15 l/min	Hp 5,5 (3x400V-50Hz)	Kg. 37,5
ZX.1043	1450 200/15 F	By-pass	200 bar	15 l/min	Hp 7,5 (3x400V-50Hz)	Kg. 46,3
ZX.1043/TS	1450 200/15 F TS	Total stop	200 bar	15 l/min	Hp 7,5 (3x400V-50Hz)	Kg. 47

Motor-pump group

Pre-assembled and tested professional motor-pump group complete with:

Professional electric motor set, with electrical box IP55, thermal-magnetic switch and 5m electric cable.
Idrobase professional crankshaft pump, 3 ceramic plungers, brass head, bolt unloader valve, stainless steel pressure gauge with glycerin, and water inlet l.p. quick coupling with filter.



Technical features

- **Motor base** made of chromed steel with anti-vibration feet.
- **Professional pump** 1450 Rpm, with crankshaft, brass head, 3 ceramic plungers. Complete with bolt unloader valve, thermal protection valve and pressure gauge with glycerine.
- **Electric motor** 1450 Rpm 50Hz, complete with electric box IP55, ON-OFF thermal-magnetic switch and 5 m electric cable.
- **H.p. hose** R1 5/16" 8 m, pressure 315 bar, connections G3/8"F.
- **CdR 90 spray gun**, pressure 280 bar.
- **CdR 80 lance**, moulded handle, 900mm, complete

- with nozzle holder, outlet 1/4" NPT-F
- **H.p. nozzle**, 25° high performance.

Standard equipment

- 8 m h.p. hose
- CdR 90 spray gun
- 900 mm CdR 80 moulded handle lance
- 25° h.p. nozzle.

The ideal high pressure washer for car wash

Idro Bella

MADE IN ITALY

Professional high pressure washer

Idro Bella enables a perfect wash easily, safely and effortlessly.
Idro Bella is suitable for the car wash sector where they use the h.p. washer continuously.



CE



1

FRAME

made of paint chromed steel, treated with polyester with cover in stainless steel AISI 304, for a longer duration



2

PUMP AT SIGHT

Professional pump, 1450 Rpm, 50% of time less for maintenance



3

CONTROL PANEL

Safety: insulation IP55. Only one switch



4

FILTER

Glass filter with 100 mesh cartridge in stainless steel to ensure a longer life of the pump



5

H.P. HOSE WITH SWIVEL CONNECTIONS
For greater handiness











6

COMFORT LINE SWIVEL ACCESSORIES
When working helps health

Technical data

Code	Model	Version	Pressure	Flow rate	Power	Dimensions (W x L x H) mm	Weight
ZX.2242	IDRO BELLA 150/15	By-pass	150 bar	15 l/min	Hp 5,5 (3x400V-50Hz)	650 x 510 x 950	Kg. 64
ZX.2242-TS	IDRO BELLA 150/15 TS	Total stop	150 bar	15 l/min	Hp 5,5 (3x400V-50Hz)	650 x 510 x 950	Kg. 65
ZX.2243	IDRO BELLA 200/15	By-pass	200 bar	15 l/min	Hp 7,5 (3x400V-50Hz)	650 x 510 x 950	Kg. 74
ZX.2243-TS	IDRO BELLA 200/15 TS	Total stop	200 bar	15 l/min	Hp 7,5 (3x400V-50Hz)	650 x 510 x 950	Kg. 75
ZX.2244	IDRO BELLA 150/21	By-pass	150 bar	21 l/min	Hp 7,5 (3x400V-50Hz)	650 x 510 x 950	Kg. 74
ZX.2244-TS	IDRO BELLA 150/21 TS	Total stop	150 bar	21 l/min	Hp 7,5 (3x400V-50Hz)	650 x 510 x 950	Kg. 75

Optional

Code	Description	150/15	200/15	150/21
 ZX.2245	L.p. kit for supplying detergent complete with: foam lance, 1lt tank, male swivel ball quick coupling and support	•	•	•
 ZN.CC100B8Z3P	H.p. hose R1 5/16", 315 bar, 10 m, M22x1,5F-F swivel	•	•	•
ZN.CC150B8Z3P	H.p. hose R1 5/16", 315 bar, 15 m, M22x1,5F-F swivel	•	•	•
ZN.CC200B8Z3P	H.p. hose R1 5/16", 315 bar, 20 m, M22x1,5F-F swivel	•	•	•
 CDR.7062	Connection for hoses M22x1,5M-M	•	•	•
 ZX.1413	RED 50 spray gun, M22x1,5M-female swivel quick coupling	•	•	•
 ZX.1172	CdR 80 lance 1200mm, inlet male swivel quick coupling, outlet G1/4M	•	•	•
ZX.1173	CdR 80 lance 1500mm, inlet male swivel quick coupling, outlet G1/4M	•	•	•
 ZX.1233-1200	CdR 80 lance, 1200 mm, with variable ang. nozzle flow rate 045		•	
ZX.1234-1200	CdR 80 lance, 1200 mm, with variable ang. nozzle flow rate 050	•		
ZX.1238-1200	CdR 80 lance, 1200 mm, with variable ang. nozzle flow rate 070			•
 ZX.1273-900	CdR 80 lance, 900 mm, with rotating nozzle flow rate 050	•	•	
ZX.1274-900	CdR 80 lance, 900 mm, with rotating nozzle flow rate 070			•
 ZX.1283-900	CdR 80 lance, 900mm, with sand blast nozzle flow rate 050	•	•	
ZX.1285-900	CdR 80 lance, 900mm, with sand blast nozzle flow rate 075			•

60 Hz models are available. Ask for more information.

Data, tables and figures are just indicative. Any changes can be made by the manufacturer without notice.

Technical features

- **Frame** made of chromed steel, treated with polyester paint
- **Cover**, made of stainless steel AISI 304.
- **Professional pump** 1450 Rpm, with crankshaft, brass head, 3 ceramic plungers. Complete with bolt unloader valve and pressure gauge with glycerine.
- **Electric motor** 1450 Rpm 50Hz, complete with ON-OFF thermal-magnetic switch and 5 m cable.
- **H.p. hose** 8 m, R1 5/16", pressure 315 bar, quick coupling M22x1,5F-F swivel.
- **Spray gun** RED 50 with female swivel ball quick coupling.
- **Lance** CdR 80, length 900 mm complete with male swivel ball quick coupling
- **H.p. nozzle** 25°

Standard equipment

- 8 m high pressure hose with swivel ball quick coupling
- Professional spray gun with female swivel ball quick coupling
- 900 mm lance with male swivel ball quick coupling
- 25° high resolution nozzle.

Hobby and semi-professional h.p. washers

• Cold water

Hobby, cold water



Code	Model	Pressure	Flow rate	Power	Dimensions (W x L x H) mm	Weight
2.9010	GAIA 120*	120 bar	6 l/min	1,6 Kw (1x230V-50Hz)	310 x 310 x 820	kg. 16
2.9011	GAIA 140**	140 bar	7 l/min	2,0 Kw (1x230V-50Hz)	310 x 310 x 820	kg. 17

Technical features:

- 2800 Rpm electric motor, 230V-50Hz with thermal protection valve and Easy Start device
- Total stop device
- Head pump made of aluminium
- 3 steel pistons

Standard equipment:

- 6m (*), 8m (**) high pressure hose
- Manual hose reel
- Spray gun with extension
- Extension lance with quick coupling
- Variable angle nozzle
- Rotating nozzle (**)
- Detergent foam lance

Semi-professional, cold water



Code	Model	Pressure	Flow rate	Power	Dimensions (W x L x H) mm	Weight
2.9002	ATTIVA PLUS	145 bar	8 l/min	2,4 Kw (1x230V-50Hz)	320 x 380 x 810	kg. 22

Technical features:

- 2800 Rpm electric motor, 230V-50Hz with thermal protection valve and Easy Start device
- Total stop device
- Head pump made of brass
- 3 steel pistons

Standard equipment:

- 8m high pressure hose
- Spray gun with extension
- Lance with variable angle nozzle
- Detergent foam lance
- Inlet water quick coupling

Semi-professional, cold water



Code	Model	Pressure	Flow rate	Power	Dimensions (W x L x H) mm	Weight
2.9007	GRANDE PLUS	155 bar	9 l/min	2,7 Kw (1x230V-50Hz)	300 x 380 x 810	kg. 30

Technical features:

- 2800 Rpm electric motor, 230V-50Hz with thermal protection valve and Easy Start device
- Total stop device
- Head pump made of brass
- 3 steel pistons

Standard equipment:

- 10m high pressure hose
- Manual hose reel
- Spray gun with extension
- Extension lance with variable angle nozzle + Hi-Lo function
- Extension lance with rotating nozzle
- 1,8 lt detergent tank
- Inlet water quick coupling

Hobby and semi-professional h.p. washers

• Hot water

Semi-professional, hot water



Code	Model	Pressure	Flow rate	Power	Dimensions (W x L x H) mm	Weight
2.9009	SAETTA	150 bar	9 l/min	2,7 Kw (1x230V-50Hz)	520 x 900 x 810	kg. 77

Technical features:

- 2800 Rpm electric motor, 230V-50Hz with thermal protection valve and Easy Start device
- Total stop device
- Axial pump with brass head and 3 pistons with ceramic cover and current protection.
- Pressure gauge and temperature adjustable knob
- Safety valve and burner with delayed ignition
- L.p. detergent dispenser
- Detergent and fuel integrated tank

Standard equipment:

- 8m high pressure hose
- Spray gun with extension
- Extension lance with variable angle nozzle + Hi-Lo function
- H.p. nozzle

The complete solution for car cleaning



Code	Model	No. of motors	Power max Watt	Volts	Waterlift mm H ₂ O	Air flow m ³ /h	Tank capacity lt	Accessories ø mm	Dimensions (W x L x H) cm	Weight kg.
IB.2015	Pulito 2	1 - one stage high speed by-pass	1500	230	2230	237	18	36	40 x 40 x 66	9,5
IB.2017	Pulito 4	1 - one stage high speed by-pass	1500	230	2230	237	26	36	40 x 40 x 74	9,5
IB.2016	Pulito 3	1 - one stage high speed by-pass	1500	230	2230	237	62	38	52 x 52 x 100	21
IB.2018	Pulito 5	2 - one stage high speed by-pass	2800	230	2230	475	62	38	58 x 72 x 98	24
IB.2019	Pulito 6	3 - one stage high speed by-pass	3500	230	2230	710	62	38	58 x 72 x 98	28
IB.2020	Pulito 7	2 - two stage high speed by-pass	3400	230	3115	370	62	38	58 x 74 x 97	28

For data about waterlift and air flow refer to single motor

Accessories ø36 mm



* Only for Pulito 2 and 3

Accessories ø38 mm



Nebulizers

- Air, painted steel

Spray and foam nebulizer in painted steel 24 lt-6.34 USG, with internal epoxy plasticization

Double life
epoxy plasticization inside

CdR air spray and air foam nebulizers are made of 2,5 mm-0.1" painted steel. Recommended for professional use



RED

Code	Model	Type	Weight
8.2002S	Airspray 24-RS Double life	spray	gr. 14500 oz. 507.5
8.2004S	Airfoam 24-RS Double life	foam	gr. 16000 oz. 560.0

YELLOW

Code	Model	Type	Weight
8.2002-Y	Airspray 24-YS Double life	spray	gr. 14500 oz. 507.5
8.2004-Y	Airfoam 24-YS Double life	foam	gr. 16000 oz. 560.0

Airspray 24 (8.2002S, 8.2002-YS), standard equipment:

Gun (with internal parts *Viton*® + SS), 600 mm-23.64", lance with brass spray nozzle, pressure gauge, safety valve, ball valve, 10 m-32.80' Rilsan spiral hose with anti-twist connection. Max pressure, 8 bar-115 psi.

Airfoam 24 (8.2004S, 8.2004-YS), standard equipment:

Gun (with internal parts *Viton*® + SS), 600 mm-23.64", lance with 1 foam nozzle, pressure gauge, safety valve, manual release valve and air pressure regulator, air suction valve, detergent suction valve, ball valve, 10 m-32.80' nylon hose. Max pressure, 8 bar-115 psi.



Air spray and air foam nebulizer in painted steel 50 lt-13.20 USG

CdR air spray and air foam nebulizers are made of 2,5 mm-0.1" painted steel. Recommended for professional use



RED

Code	Model	Type	Weight
8.2003	Airspray 50-R	spray	gr. 26000 oz. 941.0
8.2009	Airfoam 50-R	foam	gr. 27000 oz. 945.0

YELLOW

Code	Model	Type	Weight
8.2003-Y	Airspray 50-Y	spray	gr. 26000 oz. 941.0
8.2009-Y	Airfoam 50-Y	foam	gr. 27000 oz. 945.0

WARNING !!!
Not suitable for use with aggressive chemicals, inflammable liquids and / or detergents with a different pH than 5

Airspray 50 (8.2003, 8.2003-Y), standard equipment:

Gun (with internal parts *Viton*® + SS), 900 mm-35.43", lance with brass spray nozzle, pressure gauge, safety valve, ball valve, 10 m-32.80' Rilsan spiral hose with anti-twist connection. Max pressure, 8 bar-115 psi.

Airfoam 50 (8.2009, 8.2009-Y), standard equipment:

Gun (with internal parts *Viton*® + SS), 900 mm-35.43", lance with 1 foam nozzle, pressure gauge, safety valve, manual release valve and air pressure regulator, air suction valve, detergent suction valve, ball valve, 10 m-32.80' nylon hose. Max pressure, 8 bar-115 psi.

*VITON® is a trade mark registered by Dupont

Nebulizers

- Air, stainless steel

Air spray and air foam nebulizer in stainless steel 24 lt-6.34 USG

CdR air spray and air foam are made of stainless steel AISI 304. Recommended for professional use



WARNING !!!
Not suitable for use with aggressive chemicals, inflammable liquids and / or detergents with a different ph than 5

Airspray SS 24, standard equipment:

Gun (with internal parts *Viton*[®] + SS AISI 316), 600 mm-23.64" SS lance with brass spray nozzle, pressure gauge, safety valve, ball valve, 10 m-32.80' Rilsan spiral hose with anti-twist connection. Max pressure, 8 bar-115 psi.

SPRAY

Code	Model	Type	Weight
8.2007	Airspray SS 24	spray	gr. 11300 oz. 395.5

FOAM

Code	Model	Type	Weight
8.2006	Airfoam SS 24	foam	gr. 12700 oz. 444.5

Airfoam SS 24, standard equipment:

Gun (with internal parts *Viton*[®] + INOX), 600 mm-23.64" SS lance with 1 foam nozzle, pressure gauge, safety valve, manual release valve and air pressure regulator, air suction valve, detergent suction valve, ball valve, 10 m-32.80' nylon hose. Max pressure, 8 bar-115 psi.

Air spray and air foam nebulizer in stainless steel 50 lt-13.20 USG

CdR air spray and air foam are made of stainless steel AISI 304. Recommended for professional use



WARNING !!!
Not suitable for use with aggressive chemicals, inflammable liquids and / or detergents with a different ph than 5

Airspray SS 50, standard equipment:

Gun (with internal parts *Viton*[®] + SS AISI 316), 900 mm-35.43" SS lance with brass spray nozzle, pressure gauge, safety valve, ball valve, 10 m-32.80' Rilsan spiral hose with anti-twist connection. Max pressure, 8 bar-115 psi.

SPRAY

Code	Model	Type	Weight
8.2008	Airspray SS 50	spray	gr. 21000 oz. 735.0

FOAM

Code	Model	Type	Weight
8.2005	Airfoam SS 50	foam	gr. 22500 oz. 787.5

Airfoam SS 50, standard equipment:

Gun (with internal parts *Viton*[®] + INOX), 900 mm-35.43" SS lance with 1 foam nozzle, pressure gauge, safety valve, manual release valve and air pressure regulator, air suction valve, detergent suction valve, ball valve, 10 m-32.80' nylon hose. Max pressure, 8 bar-115 psi.

*VITON[®] is a trade mark registered by Dupont



WWW.ITALCOMSRL.COM

VIA PAGANINI, 7
36022
SAN GIUSEPPE DI CASSOLA (VI)
ITALY
PHONE +39(0)424.511233
FAX +39(0)424.390197
E-MAIL: INFO@ITALCOMSRL.COM